



**Center for Sustainable Development**

## **WATER CONSUMPTION REPORT**

This report reflects the water consumption per capita of the University in the year 2022.

### **Total Water Consumption**

**51,668 m<sup>3</sup>**

### **Campus Population**

**59,009**

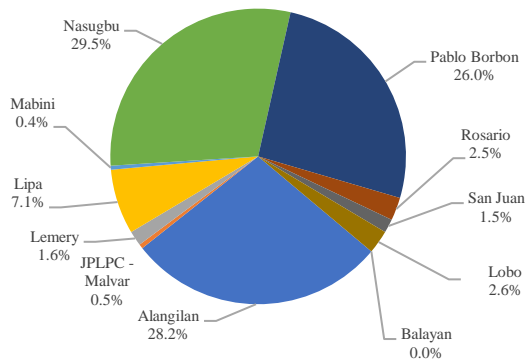


Figure 1: Percentage of water consumption per campus

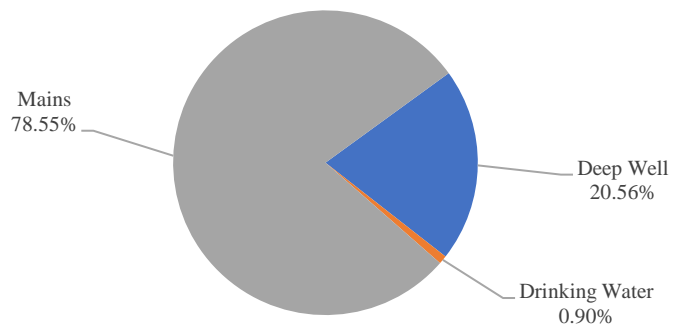



Figure 2: Percentage of consumption per water source

**Water consumption per capita: 2.46 liters/day**

Prepared by:

  
**Rafael B. Ramirez**  
 Data Analyst, CSD

*Sources: Submitted consumption reports of the constituent campuses.*

Verified by:

  
**Vaberlie P. Mandane-Garcia, PhD**  
 Sustainability Development Officer

