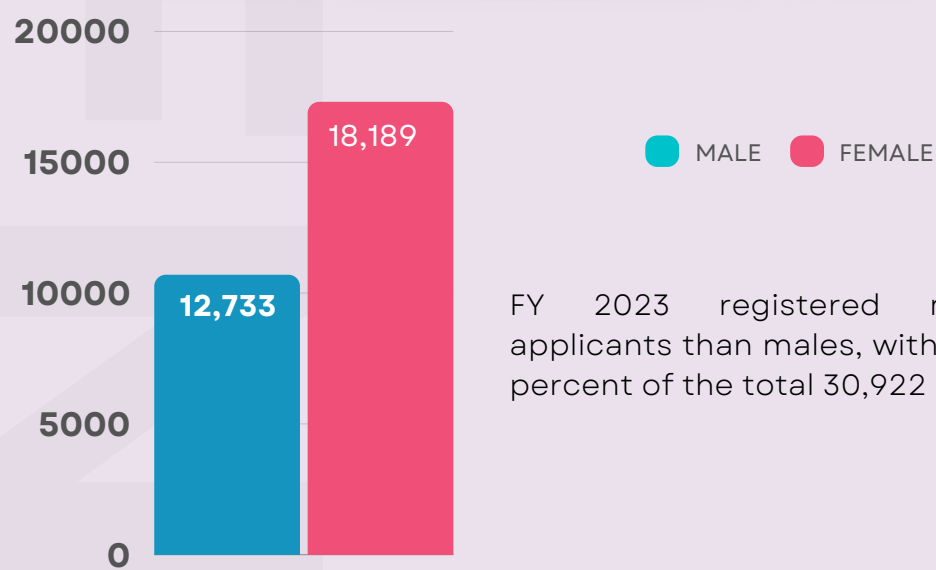



Students' Application and Admission Rate

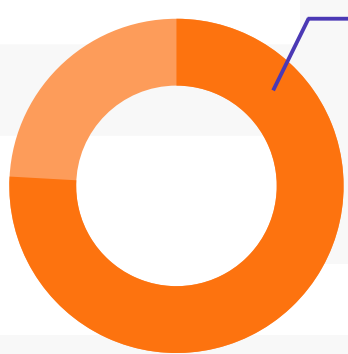
Total number of applicants

30,922



FY 2023 registered more female applicants than males, with 18,189 or 58.82 percent of the total 30,922 applicants.

Male and Female Applicants

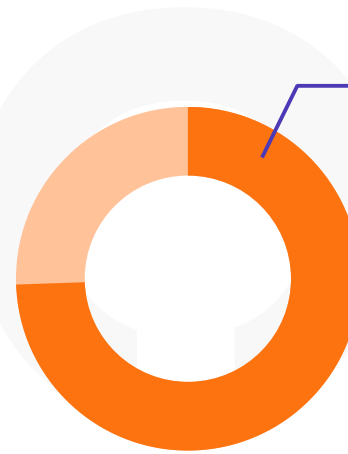



49.64%

Data on admissions to the University showed that 49.64 percent of the total applicants (30,922) passed the admission test and qualified for enrolment.

Total number of qualifiers

15,350




77.65%

Out of the total qualifiers (15,350), 74.41 percent proceeded to enrolment.

The total number of women enrollees also surpassed male enrollees, with 11,290 or 61.80 percent, compared to male enrollment of 6,977 or 38.20 percent.

Total number of enrolled students

11,919



Data for this enrollment period revealed that women are most likely to enroll in the University than men. This goes to show that the University does not hinder the application and thereafter enrollment of women. The University provides equal opportunity in terms of access to quality education to both male and female students.



BATANGAS STATE UNIVERSITY


The National Engineering University

BATSTATEU COLLEGE ADMISSION SUMMARY

FY 2023

30,924

COLLEGE APPLICANTS

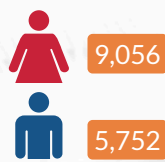


In 2023, Testing and Admission Office of Batangas State University-The NEU recorded 30,924 applicants for college where 59% are female and 41% are male applicants.

COLLEGE APPLICANTS FROM UNDERREPRESENTED GROUPS

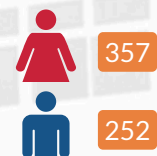
14,808

Applicants from Low-income Families



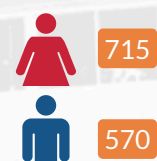
609

Applicants with Disabilities

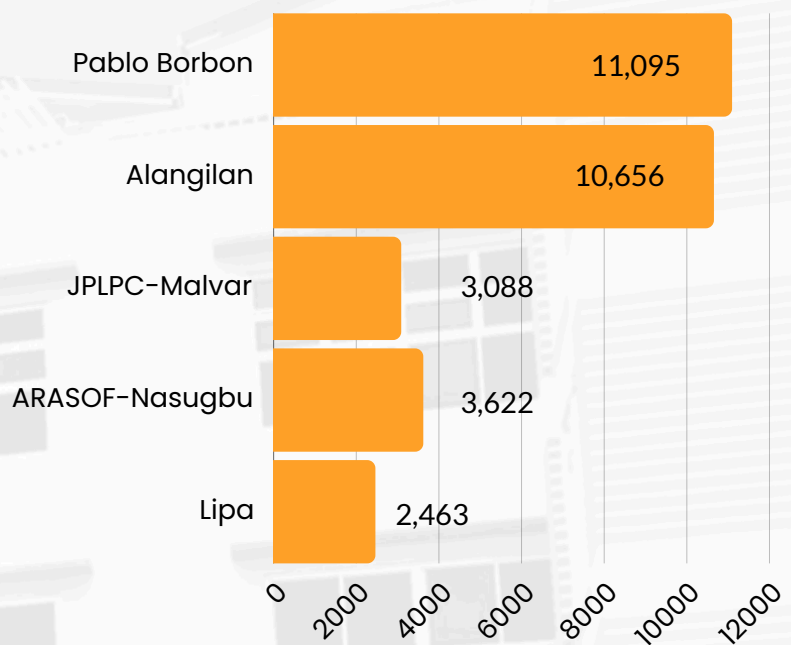


1,285

Applicants from Indigenous People's Group



The number of applicants from underrepresented groups comprise almost 54% of the total college applicants where 61% are female and 39% are male.



COLLEGE APPLICANTS IN BATSTATEU CAMPUSES

Among the five constituent campuses of the University, Pablo Borbon campus holds the highest number of applicants which comprise 36% of the total applicants. On the other hand, Alangilan campus comprise 34% of the applicants, followed by ARASOF-Nasugbu (12%), JPLPC-Malvar (10%) and Lipa with 8% only.

Source: Testing and Admission Office

Leading Innovations, Transforming Lives
Building the Nation